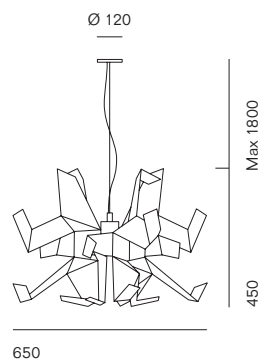




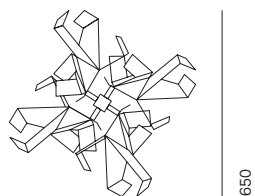
Lo spunto progettuale di Enrico Franzolini e Vicente García Jiménez è l'espressione estetica della luce che si rifrange sulle pareti in titanio usate nei rivestimenti murali di molte aree museali (tra le quali il Museo Guggenheim di Bilbao). Le sospensioni Glow si possono articolare in moduli orizzontali dotate di una barra in acciaio cromato lucido e possono essere composte da 1 o 2 corpi illuminanti.

The design inspiration of Enrico Franzolini and Vicente Garcia Jimenez is the aesthetic expression of the light refracting on the titanium walls used in the wall coverings of many museums (including the Guggenheim Museum in Bilbao). Glow pendant lamps can be arranged in horizontal modules equipped with a polished chrome steel bar and they can consist of 1 or 2 luminaires.

A

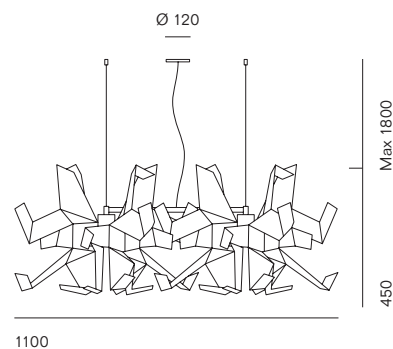


650

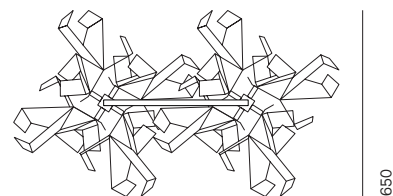


650

B



1100



650

| Prodotto Product | Tipologia Type | Lampadine consigliate Suggested light bulbs | Attacco Socket | Volt |
|---------------------|-------------------|--|-------------------|-----------|
| Glow A | Sospensione | • 1 Alogena / Halogen max 205 W | E 27 | 220 / 240 |
| | Pendant | • 1 Led 21 W | E 27 | 220 / 240 |
| | | • 1 Incandescente / Incandescent max 60 W | E 26 | 110 / 120 |
| Glow | Sospensione | • 2 Alogene / Halogen max 205 W | E 27 | 220 / 240 |
| B | Pendant | • 2 Led 21 W | E 27 | 220 / 240 |
| | | • 2 Incandescenti / Incandescent max 60 W | E 26 | 110 / 120 |

Struttura Frame



1 Rosone cromo lucido / Polished chrome ceiling plate

Diffusore Diffuser



1 Metallo verniciato bianco semilucido / Semi gloss white lacquered metal 2 Alluminio satinato / Satin finish aluminium 3 Ottone satinato e brunito / Burnished and satined brass 4 Metallo verniciato rosso semilucido / Semi gloss red lacquered metal 5 Acciaio inox "Super Mirror" / "Super Mirror" stainless steel